





# How to turn OFF the check/number system data

<b>STEP 1</b>  <b>Scan the Enter/Exit Programming Mode</b>	 ENTER/EXIT PROGRAMMING MODE
<b>STEP 2</b>  <b>Scan the following Barcodes as needed</b>	<b>UPC-A Check Character Transmission</b> Enable this option to transmit the check character along with UPC-A bar code data.  UPC-A Check Character Transmission = Don't Send
	<b>UPC-A Number System Character Transmission</b> This feature enables/disables transmission of the UPC-A number system character.  UPC-A Number System Character = Do not transmit
	<b>UPC-E Check Character Transmission</b> Enable this option to transmit the check character along with UPC-E bar code data.  UPC-E Check Character Transmission = Don't Send
	<b>UPC-E Number System Character Transmission</b> This feature enables/disables transmission of the UPC-E number system character.  UPC-E Number System Character = Do not transmit
<b>STEP 3</b>  <b>Scan the "ENTER/EXIT PROGRAMMING MODE" to finalize/close the program.</b>	 ENTER/EXIT PROGRAMMING MODE